

**Tobacco Pack Surveillance Study, Wave III
Health Warning Compliance Instructional Manual and Codebook
Indonesia**

Please refer to the Excel document “Regulations with Codebook questions_Wave III_Indonesia” for the regulations from which specific questions are derived. If you feel that some aspect of the pack warrants further discussion, make a note in the “topics for further discussion” section.

Coding instructions

- For hard packs, the front of pack is the side where the flip top opens. For soft packs, the front of the pack is the side that is face up when the pack is placed so that the tobacco company text (NOT the health warning text) on the side or bottom of the package is upright and readable.
- For packs with beveled or rounded edges, answer all questions taking into account the face of the pack only, not including the beveled or rounded portion, unless otherwise noted.

Unique ID (unique_id)

Enter the Unique ID that is printed on the label on the bag in which the pack is held. Please note that in an effort to standardize the Unique ID across data sources, slashes should be replaced with underscores. (e.g., IDN/MED/L2/06/060/0/0/3/C will become IDN_MED_L2_06_060_0_0_3_C). Unique IDs should also be written in all CAPS.

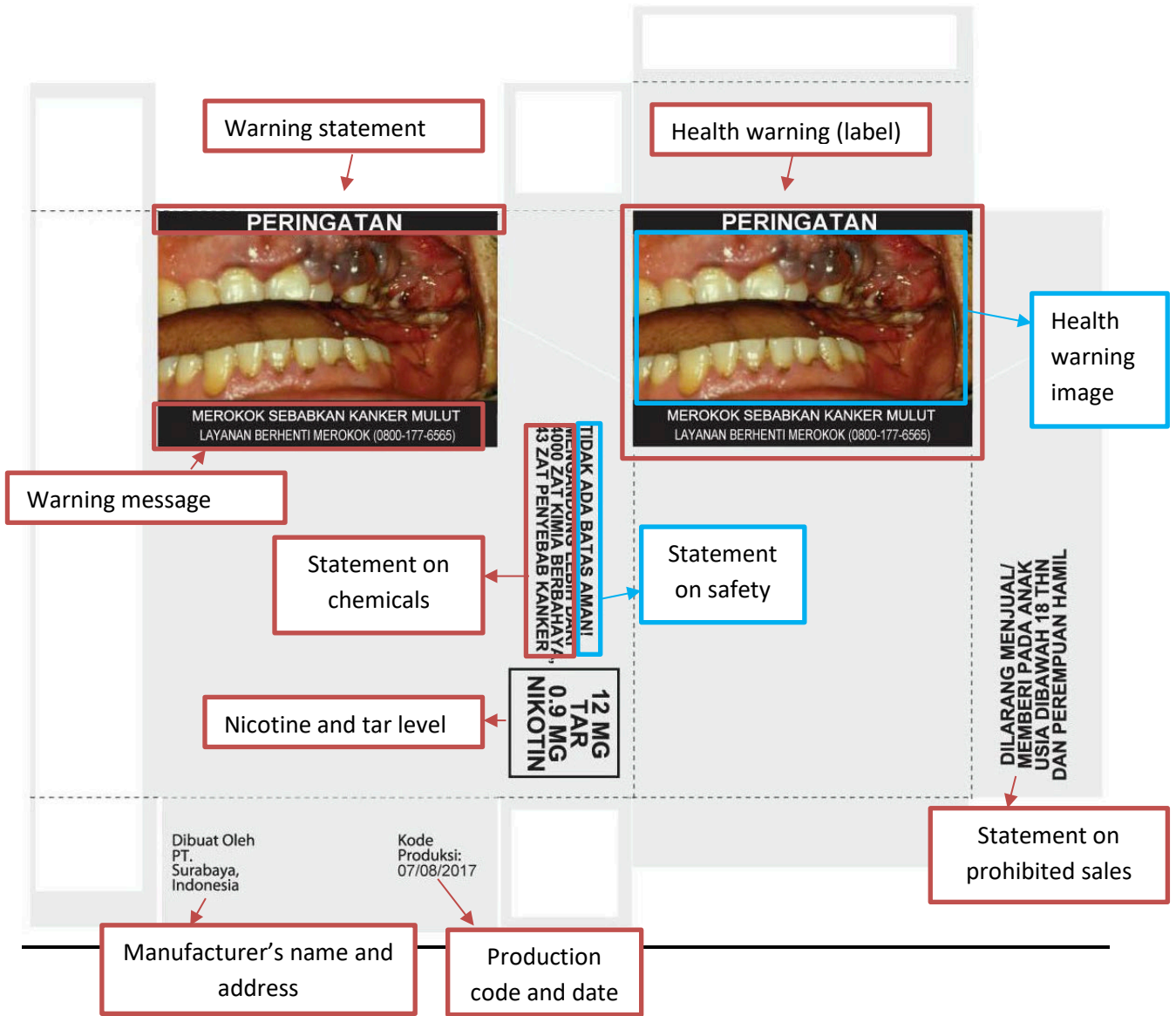
1. Width of sides of pack (pack_width)

Which statement is true of the pack?

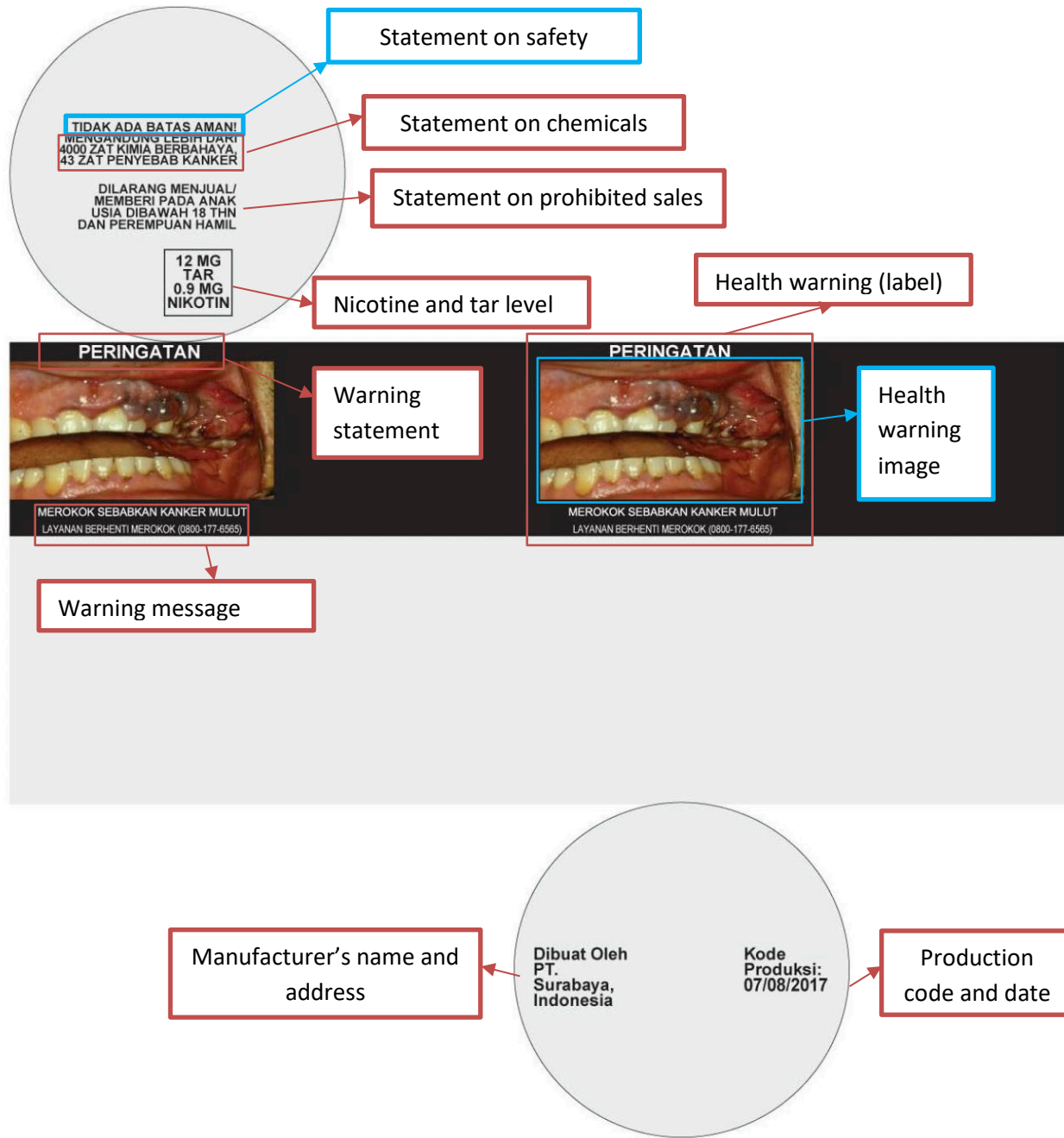
- (1) Two of the sides are equal width (e.g. traditional pack)
- (2) All of the sides are equal width (e.g. lipstick pack)
- (3) Cylindrical pack



Example of a lipstick pack



Elements on rectangular pack



Elements on cylindrical pack

Section A: Front of Pack**A1. Presence of warning (front_warn_presence)**

Is there a health warning label on the FRONT panel of the pack?

- (1) Yes
- (0) No

If “No”, skip to Section B.

A2. Warning content (front_warn_content)

Using the Health Warning Appendix, indicate the number found in the furthest left hand column which matches to the health warning found on the front side of the pack. If there is no text that matches the text on the side of the pack select “No match”.

- (1) 0118A
- (2) 0118B
- (3) 0118C
- (4) 0118D
- (5) 0118E
- (6) Out of rotation
- (99) No match

If “99” or “6”, skip to Section B.

A3. Health warning color (front_warn_clr)

Is the health warning image printed in color?

- (1) Yes
- (0) No

A4. Health warning language (front_warn_lang)

Is the health warning printed in Bahasa Indonesian? Refer to the Health Warning Appendix. It is in Bahasa Indonesian if every single word of the health warning printed on the pack matches with the corresponding rotation.

- (1) Yes
- (0) No
- (99) Not sure/can't tell

A5. Health warning location (front_warn_loc)

Is the health warning printed **at the top** of the pack?

- (1) Yes
- (0) No


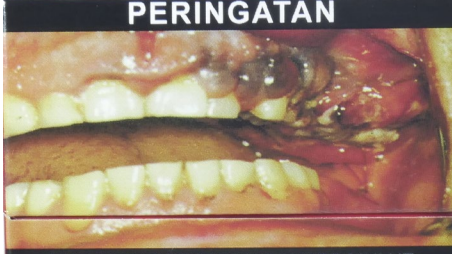
A6. Health warning clarity (front_warn_clarity)





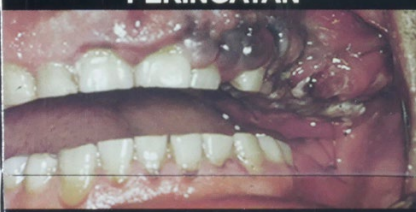



Is the health warning clear and legible? Refer to the Health Warning Appendix – the quality of the health warning printed on the pack should look like the one on the Appendix.

- (1) Yes
- (0) No (e.g., faded colors)
- (99) Not sure/can't tell

If “0”:

A6a. Please, describe the quality of the printed health warning that appears unclear

Reference	Clear and legible	Description
 <p style="text-align: center;">PERINGATAN</p> <p style="text-align: center;">MEROKOK SEBABKAN KANKER MULUT LAYANAN BERHENTI MEROKOK (0800-177-6565)</p>	 <p style="text-align: center;">PERINGATAN</p> <p style="text-align: center;">MEROKOK SEBABKAN KANKER MULUT LAYANAN BERHENTI MEROKOK (0800-177-6565)</p>	<p>A little bit brighter BUT legible and clear</p>

Reference	NOT clear and legible	Description
<p style="text-align: center;">PERINGATAN</p>  <p style="text-align: center; font-size: small;">MEROKOK SEBABKAN KANKER MULUT LAYANAN BERHENTI MEROKOK (0800-177-6565)</p>	<p style="text-align: center;">PERINGATAN</p>  <p style="text-align: center; font-size: small;">MEROKOK SEBABKAN KANKER MULUT LAYANAN BERHENTI MEROKOK (0800-177-6565)</p>	<p>faded, blurry</p>
<p style="text-align: center;">PERINGATAN</p>  <p style="text-align: center; font-size: small;">MEROKOK SEBABKAN KANKER MULUT LAYANAN BERHENTI MEROKOK (0800-177-6565)</p>	<p style="text-align: center;">PERINGATAN</p>  <p style="text-align: center; font-size: small;">MEROKOK SEBABKAN KANKER MULUT LAYANAN BERHENTI MEROKOK (0800-177-6565)</p>	<p>Too dark</p>
<p style="text-align: center;">PERINGATAN</p>  <p style="text-align: center; font-size: small;">MEROKOK SEBABKAN KANKER MULUT LAYANAN BERHENTI MEROKOK (0800-177-6565)</p>	<p style="text-align: center;">PERINGATAN</p>  <p style="text-align: center; font-size: small;">MEROKOK SEBABKAN KANKER MULUT LAYANAN BERHENTI MEROKOK (0800-177-6565)</p>	<p>Faded</p>
<p style="text-align: center;">PERINGATAN</p>  <p style="text-align: center; font-size: small;">MEROKOK SEBABKAN KANKER MULUT LAYANAN BERHENTI MEROKOK (0800-177-6565)</p>	<p style="text-align: center;">PERINGATAN</p>  <p style="text-align: center; font-size: small;">MEROKOK SEBABKAN KANKER MULUT LAYANAN BERHENTI MEROKOK (0800-177-6565)</p>	<p>Low quality, color a bit changed</p>
<p style="text-align: center;">PERINGATAN</p>  <p style="text-align: center; font-size: small;">ROKOK MERENGGUT, KEBAHAGIAAN SAYA SATU PERSATU LAYANAN BERHENTI MEROKOK (0800-177-6565)</p>	<p style="text-align: center;">PERINGATAN</p>  <p style="text-align: center; font-size: small;">ROKOK MERENGGUT, KEBAHAGIAAN SAYA SATU PERSATU LAYANAN BERHENTI MEROKOK (0800-177-6565)</p>	<p>faded</p>

 <p>PERINGATAN</p> <p>MEROKOK SEBABKAN KANKER MULUT LAYANAN BERHENTI MEROKOK (0800-177-6565)</p>	 <p>PERINGATAN</p> <p>MEROKOK SEBABKAN KANKER MULUT LAYANAN BERHENTI MEROKOK (0800-177-6565)</p>	<p>Faded, cropped</p>
--	---	---------------------------

A7. Health warning attachment (front_warn_attachment)

Is the health warning printed ON the pack (e.g. not on a sticker affixed to the pack or on the cellophane)?

- (1) Yes
- (0) No

A8. Health warning unobscured (front_warn_unobscured)

Is the health warning unobscured?

- (1) Yes
- (0) No

A8a. If “0”:

What is the health warning obscured by?

- (1) Non-transparent cellophane (e.g. cellophane that is colored or displays a print)
- (2) Tax stamp
- (3) Sticker
- (4) Other



Example of health warning obscured by tax stamp

A8b. If “1”:

Is there a health warning printed directly on the cellophane?

- (1) Yes
- (0) No

A9. Warning statement presence (front_warn_warn)

Does the word “Peringatan” (Warning) appear **on top** of the pictorial image included in the health warning?

- (1) Yes
- (0) No
- (99) Not sure/can't tell

If “0” or “99”, skip to A15

A10. Warning statement font (front_warn_warnfont)

Is the word “Peringatan” (Warning) printed in **ARIAL FONT**?

- (1) Yes
- (0) No

A11. Warning statement bolded (front_warn_warnbold)

Is the word “Peringatan” (Warning) printed in **BOLD FONT**?

- (1) Yes
- (0) No

A12. Warning statement capitalized (front_warn_warncaps)

Is the word “Peringatan” (Warning) printed in **ALL CAPS**?

- (1) Yes
- (0) No

A13. Warning statement color (front_warn_warnclr)

Is the word “Peringatan” (Warning) printed in white?

- (1) Yes
- (0) No

A14. Warning statement background color (front_warn_warnbackclr)

Is the word “Peringatan” (Warning) printed on a black background?

- (1) Yes
- (0) No

A15. Warning message presence (front_warn_mes)

Is a warning message printed underneath the pictorial image included in the health warning?

- (1) Yes
- (0) No
- (99) Not sure/can't tell

If “0” or “99”, skip to A20

A16. Warning message font (front_warn_mesfont)

Is the message printed in ARIAL FONT?

- (1) Yes
- (0) No

A17. Warning message capitalized (front_warn_mescaps)

Is the message printed in ALL CAPS?

- (1) Yes
- (0) No

A18. Warning message color (front_warn_mesclr)

Is the message printed in white?

- (1) Yes
- (0) No

A19. Warning message background color (front_warn_mesbackclr)

Is the message printed on a black background?

- (1) Yes
- (0) No

For rectangular pack

A20. Edges of pack (front_bvlorrnd)

For hard packs, does the front of the pack have beveled or rounded edges?

Example:




Image 1. Beveled edges



Image 2. Rounded edges

- (1) Yes
- (0) No

If “1”:

A21. Health warning label coverage (front_bvlorrnd_coverage)

Does the health warning label cover the beveled or rounded edges of the pack?

- (1) Yes
- (0) No

Measurement instructions

- Complete the following pack measurements using the ImageJ measurement function. Enter the exact measurement reading that ImageJ gives you. You will have to download the images that you plan to measure in order to open it in ImageJ.
- When measuring a package with beveled edges measure the face of the package only, not including the beveled portion.
- When measuring a package with rounded edges measure the face of the package only, not including any portion of the pack that is not flat.
- When measuring a soft pack measure only the face of the tobacco package and do not include ANY of the foil area.

- Cylindrical packages need an in-person measurement. Therefore, before completing the in-person measurement, enter “0” to all measurement indices below and mark “incomplete” on the REDCap form. Once the in-person measurement is completed, enter the actual measurement on the form. When measuring the health warning, include the border of the box that is a part of the health warning label.

A22. Health warning label height (front_warn_height)

Enter the height of the health warning label. _____

A23. Health warning label width (front_warn_width)

Enter the width of the health warning label. _____

A24. Health warning label ratio (front_warn_ratio)

Using the measurements above, the ratio of the width and height of the health warning label will be calculated automatically ____

For rectangular pack**A25. Height (front_height_rectangular)**

Enter the height of the front panel of the pack. _____

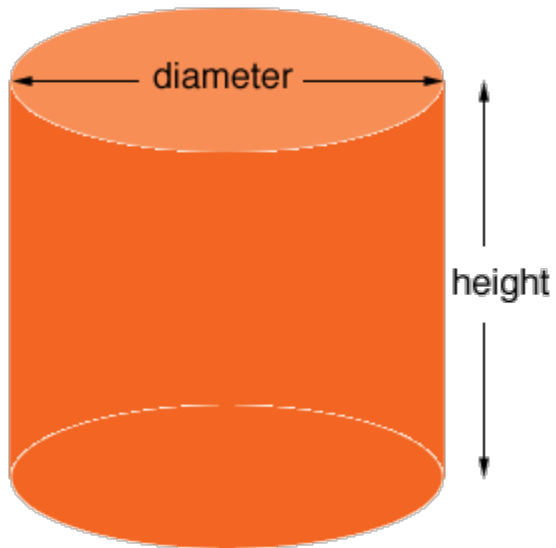
A26. Width (front_width_rectangular)

Enter the width of the front panel of the pack. _____

A27. Health warning label coverage (front_percent_rectangular)

Using the measurements above, the percentage of area of the front panel of the pack covered by the health warning label will be calculated automatically. _____

For cylindrical pack (using physical pack)

**A28. Diameter of cylindrical pack (diameter_cylinder)**

Enter the diameter (cm) of the cylindrical pack. _____

A29. Radius of cylindrical pack (radius_cylinder)

Radius will be calculated automatically. _____

A30. Height (height_cylinder)

Enter the height (cm) of the cylinder pack. _____

Section B: Back of Pack**B1. Presence of warning (back_warn_presence)**

Is there a health warning label on the BACK panel of the pack?

- (1) Yes
- (0) No

If “No”, skip to Section C.

B2. Warning content (back_warn_content)

Using the Health Warning Appendix, indicate the number found in the furthest left hand column which matches the health warning found on the back side of the pack. If there is no text that matches the text on the side of the pack select “No match”.

- (1) 0118A
- (2) 0118B
- (3) 0118C
- (4) 0118D
- (5) 0118E
- (6) Out of rotation
- (99) No match

If “99” or “6”, skip to section C.

B3. Health warning color (back_warn_clr)

Is the health warning printed in color?

- (1) Yes
- (0) No

B4. Health warning language (back_warn_lang)

Is the health warning printed in Bahasa Indonesian? Refer to the Health Warning Appendix. It is in Bahasa Indonesian if every single word of the health warning printed on the pack matches with the corresponding rotation.

- (1) Yes
- (0) No

(99) Not sure/can't tell

B5. Health warning location (back_warn_loc)

Is the health warning printed **at the top** of the pack?

- (1) Yes
- (0) No

B6. Health warning clarity (back_warn_clarity)

Is the health warning image clear and legible? Refer to the Health Warning Appendix – the quality of the image printed on the pack should look like the one on the Appendix.

- (1) Yes
- (0) No (e.g., faded colors)
- (99) Not sure/can't tell

If “0”:

B6a. Please, describe the quality of the printed image that appears unclear

B7. Health warning attachment (back_warn_attachment)

Is the health warning printed **ON** the pack (e.g. not on a sticker affixed to the pack or on the cellophane)?

- (1) Yes
- (0) No

B8. Health warning unobscured (back_warn_unobscured)

Is the health warning unobscured?

- (1) Yes
- (0) No

B8a. If “0”:

What is the health warning obscured by?

- (1) Non-transparent cellophane (e.g. cellophane that is colored or displays a print)
- (2) Tax stamp
- (3) Sticker
- (4) Other

B8b. If “1”:

Is there a health warning printed directly on the cellophane?

- (1) Yes
- (0) No

B9. Warning statement presence (back_warn_warn)

Does the word “Peringatan” (Warning) appear **on top** of the pictorial image included in the health warning?

- (1) Yes
- (0) No
- (99) Not sure/can't tell

If “0” or “99”, skip to B15

B10. Warning statement font (back_warn_warnfont)

Is the word “Peringatan” (Warning) printed in **ARIAL FONT**?

- (1) Yes
- (0) No

B11. Warning statement bolded (back_warn_warnbold)

Is the word “Peringatan” (Warning) printed in **BOLD FONT**?

- (1) Yes
- (0) No

B12. Warning statement capitalized (back_warn_warncaps)

Is the word “Peringatan” (Warning) printed in **ALL CAPS**?

- (1) Yes
- (0) No

B13. Warning statement color (back_warn_warnclr)

Is the word “Peringatan” (Warning) printed in white?

- (1) Yes
- (0) No

B14. Warning statement background color (back_warn_warnbackclr)

Is the word “Peringatan” (Warning) printed on a black background?

- (1) Yes
- (0) No

B15. Warning message presence (back_warn_mes)

Is a warning message printed underneath the pictorial image included in the health warning?

- (1) Yes
- (0) No
- (99) Not sure/can't tell

If “0” or “99”, skip to B20

B16. Warning message font (back_warn_mesfont)

Is the message printed in ARIAL FONT?

- (1) Yes
- (0) No

B17. Warning message capitalized (back_warn_mescaps)

Is the message printed in ALL CAPS?

- (1) Yes
- (0) No

B18. Warning message color (back_warn_mesclr)

Is the message printed in white?

- (1) Yes
- (0) No

B19. Warning message background color (back_warn_mesbackclr)

Is the message printed on a black background?

- (1) Yes
- (0) No

For rectangular pack**B20. Edges of pack (back_bvlorrnd)**

For hard packs, does the back of the pack have beveled or rounded edges?

See images 1 and 2 for examples of packs with beveled or rounded edges.

- (1) Yes
- (0) No

If “1”:

B21. Health warning label coverage (back_bvlorrnd_coverage)

Does the health warning label cover the beveled or rounded edges of the pack?

- (1) Yes
- (0) No

Measurement instructions

See measurement instructions in Section A.

B22. Health warning label height (back_warn_height)

Enter the height of the health warning label. _____

B23. Health warning label width (back_warn_width)

Enter the width of the health warning label. _____

B24. Health warning label ratio (back_warn_ratio)

Using the measurements above, the ratio of the width and height of the health warning label will be calculated automatically ____

For rectangular pack

B25. Height (back_height_rectangular)

Enter the height of the back panel of the pack. _____

B26. Width (back_width_rectangular)

Enter the width of the back panel of the pack. _____

B27. Health warning label coverage (back_percent_rectangular)

Using the measurements above, the percentage of area of the back panel of the pack covered by the health warning label will be calculated automatically. _____

For cylindrical pack (using physical pack)

B28. Health warning label coverage (warn_percent_cylinder)

Using the measurements above, the percentage of curved area of the cylindrical pack covered by the health warning label will be calculated automatically. _____

Section C: Other**C1. Nicotine and tar levels (other_nictar)**

Are the levels of nicotine (nikotin) and tar printed on the pack?

(1) Yes

(0) No

If “No”, skip to C9.

For rectangular pack**C2. Nicotine and tar levels- location (other_nictar_loc_rectangular)**

Are the levels of nicotine (nikotin) and tar printed **on the side** of the pack?

(1) Yes

(0) No

For cylindrical pack**C3. Nicotine and tar levels- location (other_nictar_loc_cylinder)**

Are the levels of nicotine (nikotin) and tar printed **on the top face (cap)** of the pack?

(1) Yes

(0) No

C4. Nicotine and tar levels- font (other_nictar_font)

Are the levels of nicotine and tar printed in **ARIAL FONT**?

(1) Yes

(0) No

C5. Nicotine and tar levels- bold (other_nictar_bold)

Are the levels of nicotine and tar printed in **BOLD FONT**?

(1) Yes

(0) No

C6. Nicotine and tar levels- capitalized (other_nictar_caps)

Are the levels of nicotine and tar printed in **ALL CAPS**?

(1) Yes

(0) No

C7. Nicotine and tar levels- color (other_nictar_clr)

Are the levels of nicotine and tar printed in a color that contrasts with the background that makes it easy to read?

(1) Yes

(0) No

C8. Nicotine and tar levels- border (other_nictar_bord)

Are the nicotine and tar levels found within a rectangular box/bordered?

(1) Yes

(0) No

C9. Statement on prohibited sales (other_sale)

Is the statement "dilarang menjual atau memberi kepada anak berusia di bawah 18 tahun dan perempuan hamil" or "dilarang menjual/memberi pada anak usia dibawah 18 thn dan perempuan hamil" (sale or giving to children under the age of 18 years and to pregnant women is prohibited) printed on the pack?

(1) Yes

(0) No

If 'No', skip to C17.

For rectangular pack

C10. Statement and prohibited sales- location (other_sale_loc_rectangular)

Does the statement "dilarang menjual atau memberi kepada anak berusia di bawah 18 tahun dan perempuan hamil" or "dilarang menjual/memberi pada anak usia dibawah 18 thn dan perempuan hamil" (sale or giving to children under the age of 18 years and to pregnant women is prohibited) appear **on the side of the pack** opposite to the levels of nicotine and tar content?

(1) Yes

(0) No

For cylindrical pack**C11. Statement and prohibited sales- location (other_sale_loc_cylinder)**

Does the statement "dilarang menjual atau memberi kepada anak berusia di bawah 18 tahun dan perempuan hamil" or "dilarang menjual/memberi pada anak usia dibawah 18 thn dan perempuan hamil" (sale or giving to children under the age of 18 years and to pregnant women is prohibited) appear **on the top face (cap) of the pack**?

- (1) Yes
- (0) No

C12. Statement on prohibited sales - font (other_sale_font)

Is the statement "dilarang menjual atau memberi kepada anak berusia di bawah 18 tahun dan perempuan hamil" or "dilarang menjual/memberi pada anak usia dibawah 18 thn dan perempuan hamil" (sale or giving to children under the age of 18 years and to pregnant women is prohibited) printed in **ARIAL FONT**?

- (1) Yes
- (0) No

C13. Statement on prohibited sales- bold (other_sale_bold)

Is the statement "dilarang menjual atau memberi kepada anak berusia di bawah 18 tahun dan perempuan hamil" or "dilarang menjual/memberi pada anak usia dibawah 18 thn dan perempuan hamil" (sale or giving to children under the age of 18 years and to pregnant women is prohibited) printed in **BOLD FONT**?

- (1) Yes
- (0) No

C14. Statement on prohibited sales- capitalized (other_sale_caps)

Is the statement "dilarang menjual atau memberi kepada anak berusia di bawah 18 tahun dan perempuan hamil" or "dilarang menjual/memberi pada anak usia dibawah 18 thn dan perempuan hamil" (sale or giving to children under the age of 18 years and to pregnant women is prohibited) printed in **ALL CAPS**?

- (1) Yes
- (0) No

C15. Statement on prohibited sales- statement placement (other_sale_plc)

Is the statement "dilarang menjual atau memberi kepada anak berusia di bawah 18 tahun dan perempuan hamil" or "dilarang menjual/memberi pada anak usia dibawah 18 thn dan

perempuan hamil” (sale or giving to children under the age of 18 years and to pregnant women is prohibited) printed on either 3 or 4 lines?

- (1) Yes
- (0) No

C16. Statement on prohibited sales- color (other_sale_clr)

Is the statement "dilarang menjual atau memberi kepada anak berusia di bawah 18 tahun dan perempuan hamil" or "dilarang menjual/memberi pada anak usia dibawah 18 thn dan perempuan hamil" (sale or giving to children under the age of 18 years and to pregnant women is prohibited) printed in a color that contrasts with the background that makes it easy to read?

- (1) Yes
- (0) No

C17. Statement on chemicals (other_chem)

Is the statement "mengandung lebih dari 4000 zat kimia berbahaya serta lebih dari 43 zat penyebab kanker" (contains more than 4,000 hazardous chemicals and more than 43 cancer-causing substances) printed on the pack?

- (1) Yes
- (0) No

If "0", skip to C23

C18. Statement on chemicals- font (other_chem_font)

Is the statement "mengandung lebih dari 4000 zat kimia berbahaya serta lebih dari 43 zat penyebab kanker" (contains more than 4,000 hazardous chemicals and more than 43 cancer-causing substances) printed in **ARIAL FONT**?

- (1) Yes
- (0) No

C19. Statement on chemicals- bold (other_chem_bold)

Is the statement "mengandung lebih dari 4000 zat kimia berbahaya serta lebih dari 43 zat penyebab kanker" (contains more than 4,000 hazardous chemicals and more than 43 cancer-causing substances) printed in **BOLD FONT**?

- (1) Yes
- (0) No

C20. Statement on chemicals- capitalized (other_chem_caps)

Is the statement "mengandung lebih dari 4000 zat kimia berbahaya serta lebih dari 43 zat penyebab kanker" (contains more than 4,000 hazardous chemicals and more than 43 cancer-causing substances) printed in **ALL CAPS**?

(1) Yes

(0) No

C21. Statement on safety (other_safe)

Is the statement "tidak ada batas aman!" (there is no safe limit) printed on the pack?

(1) Yes

(0) No

C22. Statement on chemicals- statement placement (other_chem_plc)

Is the statement "tidak ada batas aman! mengandung lebih dari 4000 zat kimia berbahaya serta lebih dari 43 zat penyebab kanker" (contains more than 4,000 hazardous chemicals and more than 43 cancer-causing substances) printed on either 3 or 4 lines?

(1) Yes

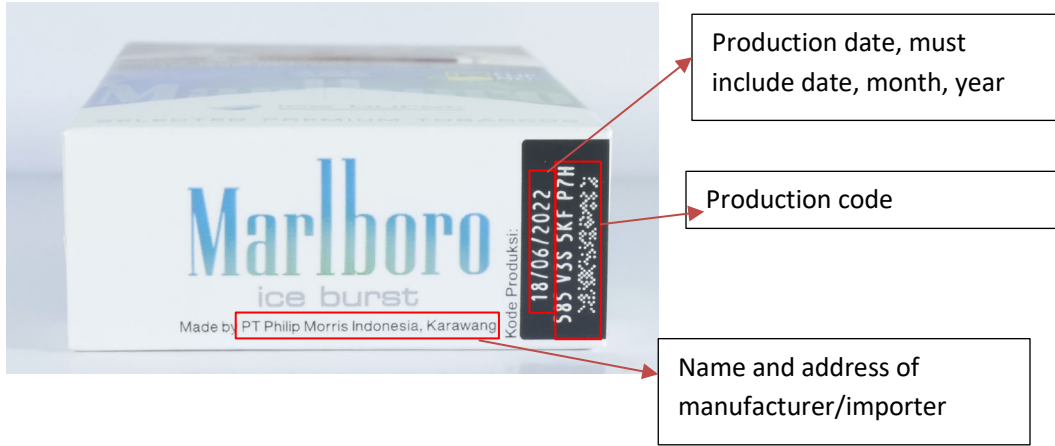
(0) No

C23. Other warnings (other_warn)

Do any other health warnings besides the ones already identified in the questions above appear on the pack?

(1) Yes

(0) No



C24. Production code (other_code)

Is a production code (e.g. letters/numbers, scan code) printed on the pack?

This information may take the form of printing, stamp, embossed print or sticker.

- (1) Yes, letters/numbers only
- (2) Yes, scan code only
- (3) Yes, letters/numbers and scan code
- (0) Neither
- (99)Not sure/can't tell

If “0” or “99”, skip to 26

C25. Production code - location (other_code_location)

Is a production code printed on **the bottom face** of the pack?

- (1) Yes
- (0) No

C26. Production date (other_date)

Is the date of production – including date, month, and year – printed on the pack?

This information may take the form of printing, stamp, embossed print or sticker.

- (1) Yes
- (0) No
- (99)Not sure/can't tell

If “0” or “99”, skip to 28

C27. Production date - location (other_date_location)

Is the date of production – including date, month, and year – printed on the **bottom face** of the pack?

- (1) Yes
- (0) No

C28. Manufacturer (other_manu)

Is the name and address of the manufacturer printed on the pack?

If the full name of the manufacturer or importer consists of three or more words, an abbreviation of the manufacturer or importer's name is acceptable. If you need a translation to identify the manufacturer's name and address, please refer to the translation “Master list” appendix.

- (1) Yes, both the manufacturer's name and address
- (2) The manufacturer's name only
- (3) The manufacturer's address only
- (0) Neither

If "0", skip to C31

C29. Manufacturer - location (other_manu_location)

Is the name and address of the manufacturer printed on the **bottom face** of the pack?

- (1) Yes, both the manufacturer's name and address
- (2) The manufacturer's name only
- (3) The manufacturer's address only
- (0) Neither

C30. Manufacturer address (other_manuad)

Does the location of the manufacturer or importer include the name of the district or city in which the manufacturer or importer is located?

If you need a translation to identify the district or city of the manufacturer's or importer's address, please refer to the translation "Master list" appendix.

- (1) Yes
- (0) No

C31. Misleading Descriptors (other_misleading)

Identify any of the following terms that appear on the pack:

Choose "0" if no misleading descriptor is identified

- (1) Light
- (2) Ultra light
- (3) Mild
- (4) Extra mild
- (5) Low tar
- (6) Slim
- (7) Special
- (8) Full flavor
- (9) Premium
- (10) Other (Statements or words that may deceive or create a false impression about the health effects of tobacco products or make it seem as though the product may convey a health benefit OR other words that indicate quality, superiority, safety,

image, individuality, or words with similar meanings; examples include but are not limited to “soft”, “mellow”, and “smooth”)

(0) None

C32. Misleading Descriptors (other_misleading_descr)

Note other terms or phrases that are printed on the pack and may be misleading.

C33. Misleading Descriptors (other_misleading_brand)

If a misleading term(s) is identified, does it appear in the brand name? Refer to the brand family list Appendix. If the misleading term(s) appears as part of the brand family name on the list, select “1”.

(1) Yes

(0) No

Examples of packs that have misleading term(s) as part of the brand names:



L.A. Lights



A Mild



U Mild

Section D: Topics for Further Discussion

D1. Further discussion (further_discussion)

Is there any aspect of this pack that needs further discussion?

(1) Yes

(0) No

D2. Notes on further discussion (further_discussion1)
